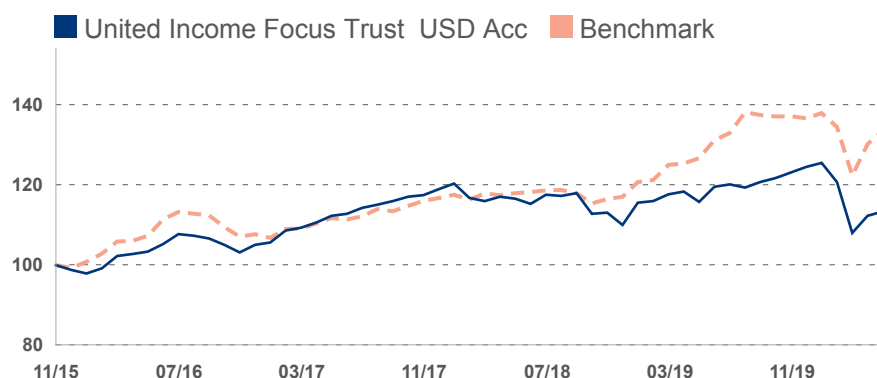


United Income Focus Trust

Investment Objective

The fund aims to provide regular income to investors with a secondary focus on capital appreciation over the medium to long term by investing globally in a diverse set of traditional and alternative asset classes. The investment universe of the fund will be broad, encompassing traditional asset classes (for example, equities and fixed income securities) and alternative asset classes (for example, real estate investment trusts, convertibles, preferred securities and currencies).

Fund Performance Since Inception in US Dollar



Fund performance is calculated on a NAV to NAV basis.

Benchmark: 35% MSCI World Index (USD Hedged), 5% MSCI Emerging Markets Index (Unhedged), 25% Bloomberg Barclays Global Aggregate Corporate Index (USD Hedged), 15% Bloomberg Barclays Global High Yield Index (USD Hedged) and 20% FTSE World Government Bond 10+ Years Index (USD Hedged).

Performance	Cumulative Performance (%)				Annualised Performance (%)			
	1M	3M	6M	1Y	3Y	5Y	10Y	Since Incept
USD Acc								
Fund NAV to NAV	0.98	-6.12	-7.94	-2.07	0.32	--	--	2.85
Fund (Charges applied [^])	-4.07	-10.81	-12.54	-6.97	-1.38	--	--	1.68
Benchmark	2.60	-0.69	-2.62	5.45	6.16	--	--	6.68
USD Dist								
Fund NAV to NAV	0.94	-6.18	-7.96	-2.12	0.33	--	--	2.80
Fund (Charges applied [^])	-4.11	-10.87	-12.56	-7.01	-1.37	--	--	1.63
Benchmark	2.60	-0.69	-2.62	5.45	6.16	--	--	6.68

Fund Information

Fund Size

USD 1,172.18 mil

Base Currency

SGD

Fund Ratings



as of 31 May 2020

Contact Details

UOB Asset Management Ltd
80 Raffles Place #03-00
UOB Plaza 2
Singapore 048624

Hotline

1800 22 22 228(8am to 8pm daily, Singapore time)

Email

uobam@UOBGroup.com

Website

uobam.com.sg

United Income Focus Trust

Performance	Cumulative Performance (%)				Annualised Performance (%)			
	1M	3M	6M	1Y	3Y	5Y	10Y	Since Incept
P USD Dist								
Fund NAV to NAV	1.00	-5.91	-7.58	-1.39	--	--	--	-1.09
Fund (Charges applied [^])	-4.05	-10.61	-12.20	-6.32	--	--	--	-3.82
Benchmark	2.60	-0.69	-2.62	5.45	--	--	--	7.09

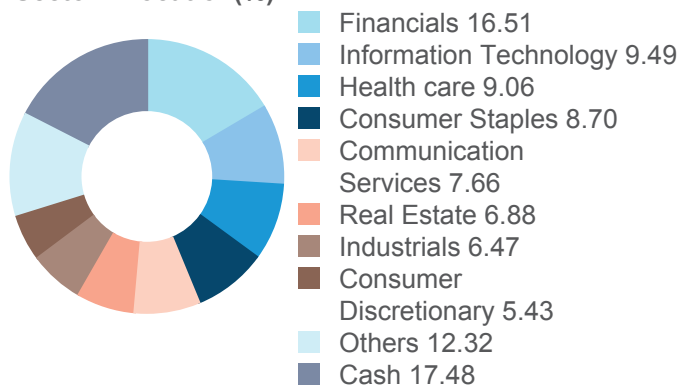
Source: Morningstar. Performance as at 31 May 2020, USD basis, with dividends and distributions reinvested, if any. Performance figures for 1 month till 1 year show the % change, while performance figures above 1 year show the average annual compounded returns. Since inception performance under 1 year is not annualised.

[^]Includes the effect of the subscription fee applied.

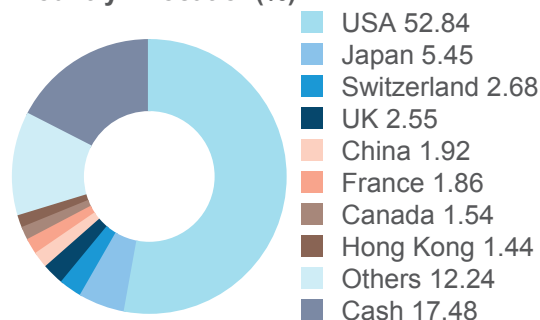
United Income Focus Trust

Portfolio Characteristics

Sector Allocation(%)



Country Allocation(%)



Asset Allocation(%)

Equities	42.41
Bonds	40.10
Cash	17.48

Top 10 Holdings(%)

ROCHE HOLDING AG	0.85	JOHNSON & JOHNSON	0.76
ABBVIE INC	0.83	MERCK + CO INC	0.76
INTERNATIONAL BUSINESS MACHINE	0.82	SEVEN & I HOLDINGS CO LTD	0.75
EXELON CORP	0.79	AT&T INC	0.73
PHILIP MORRIS INTERNATIONAL IN	0.77	WESTERN UNION CO/THE	0.72

Share Class Details

Share Class	NAV Price	Bloomberg Ticker	ISIN Code	Inception Date	Subscription mode
USD Acc	USD 1.136	UOBUIUA SP	SG9999014567	Nov 15	Cash
USD Dist	USD 0.909	UOBUIUD SP	SG9999014575	Nov 15	Cash
P USD Dist	USD 0.908	UIFTPUD SP	SG9999017461	Aug 18	Cash

Share Class	Min. initial investment	Min. subsequent investment	Subscription fee(%)	Annual management fee(%)
USD Acc	USD 1,000	USD 500	5	1.25
USD Dist	USD 1,000	USD 500	5	1.25
P USD Dist	USD 500,000	USD 100,000	5	0.55

Dividends

Share Class	Expected Frequency	Last Distribution	Annualized Yield(%)	Ex-Div Date
USD Dist	Monthly	0.00440000	5.81	04 May 20
P USD Dist	Semi-Annually	0.02640000	5.81	02 Dec 19

United Income Focus Trust

Important Notice & Disclaimers

Investors should consider carefully whether to subscribe for units in the base currency of the Fund or for units in various classes which are denominated in their respective currencies. The difference in the performances of the Fund in various currencies, if applicable, is a reflection of fluctuating exchange rates during the relevant period.

A prospectus for the fund(s) (the "Fund(s)") may be obtained from the Manager or any of its appointed distributors. Investors should read the prospectus before deciding whether to subscribe for or purchase units in the Fund(s) ("Units"). All applications for Units must be made on application forms accompanying the prospectus or otherwise as described in the prospectus. **Past performance of the Fund(s) or the Manager and any prediction, projection or forecast on the economy or markets are not necessarily indicative of the future or likely performance of the Fund(s) or the Manager.** Any extraordinary performance may be due to exceptional circumstances which may not be sustainable. The value of Units and any income from the Fund(s) may fall as well as rise. The above information is strictly for general information only and must not be construed as an offer or solicitation to deal in Units, nor a recommendation to invest in any company mentioned herein. Investments in unit trusts are not obligations of, deposits in, or guaranteed or insured by UOB, UOBAM, or any affiliates or distributors. The Fund may use or invest in financial derivative instruments and you should be aware of the risks associated with investments in financial derivative instruments which are described in the Fund's prospectus. An investment in unit trusts is subject to investment risks and foreign exchange risks, including the possible loss of the principal amount invested. Investors may wish to seek advice from a financial adviser before making a commitment to invest in Units. In the event an investor chooses not to seek advice from a financial adviser, the investor should consider carefully whether the Fund(s) is/are suitable for him.

This advertisement has not been reviewed by the Monetary Authority of Singapore.

UOB Asset Management Ltd Company Reg No. 198600120Z



RIGHT BY YOU