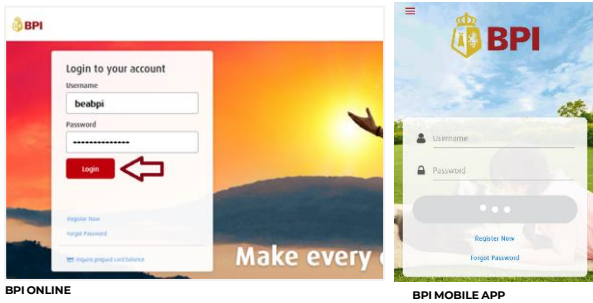


UITF: HOW TO SUBSCRIBE

WITH BPI ONLINE AND BPI MOBILE APP

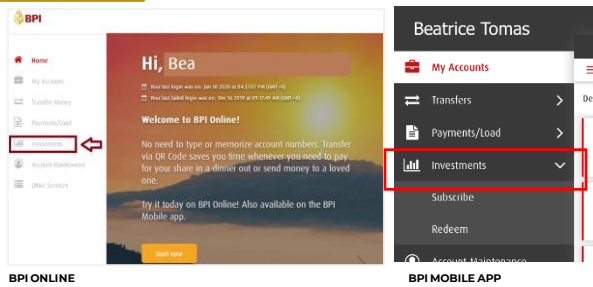
STEP 1

Login to BPI Online or BPI Mobile App.



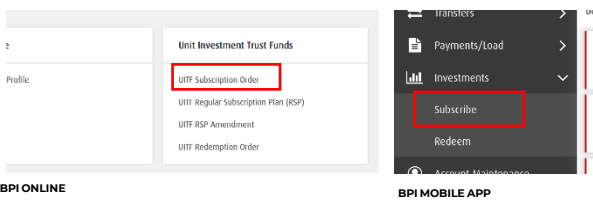
STEP 2

Click Investments.



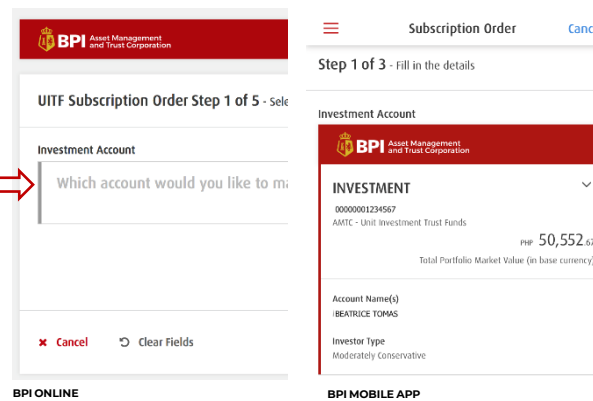
STEP 3

Click UITF Subscription Order for BPI Online and Subscribe for BPI Mobile App.



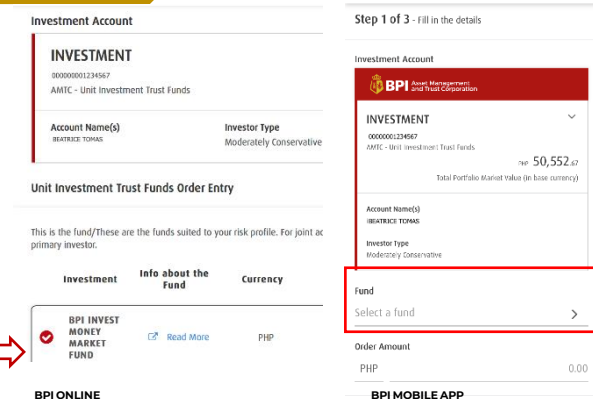
STEP 4

Select your Investment Account Number



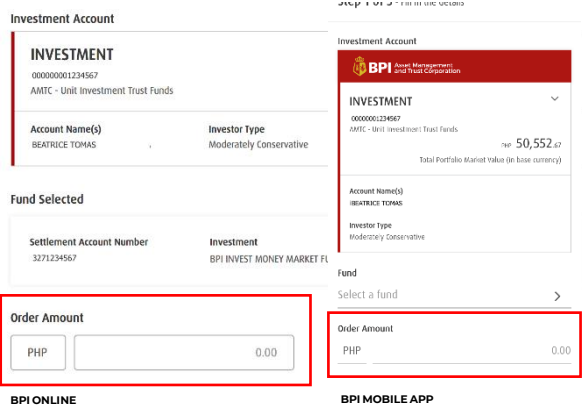
STEP 5

Select your Investment Fund



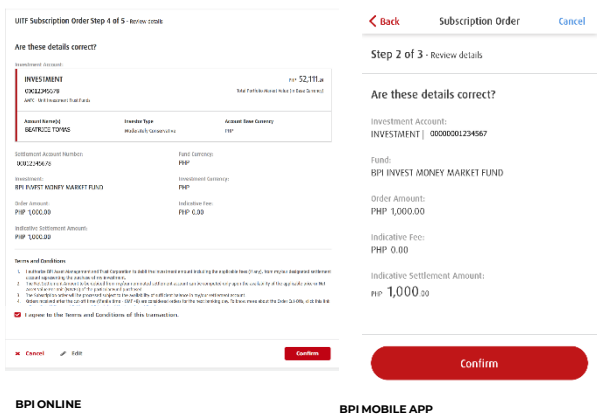
STEP 6

Input your Order Amount



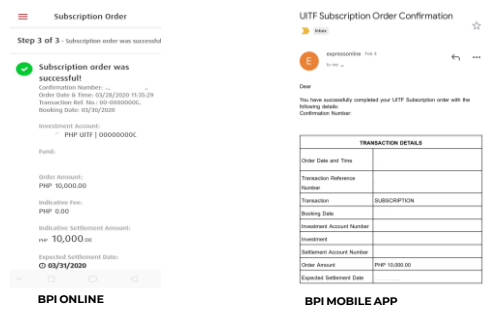
STEP 7

Confirm your account and subscription details.



STEP 8

Upon confirmation of your OTP, your transaction is confirmed through a confirmation page and an order confirmation sent to your registered email address.



STEP 9

Upon settlement, you will receive a transaction advice with the complete details of your investment including the price applied and final settlement amount.

This is to confirm your transaction as follows:

Account Number :XXXXXXXXXXXX
 Transaction Number :SUBSCRIPTION
 Fund :BPI INVEST MONEY MARKET FUND
 Reference No. :
 Settlement Account :
 Settlement Date :03-27-2020
 No. Of Units :7.8455
 Net Asset Value Per Unit :PHP 254.920000
 Fee :PHP 0.00
 Settlement Amount :
 Outstanding Units :