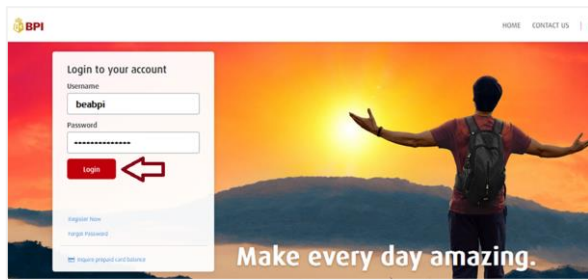


# HOW TO AMEND OR TERMINATE YOUR REGULAR SUBSCRIPTION PLAN WITH BPI ONLINE

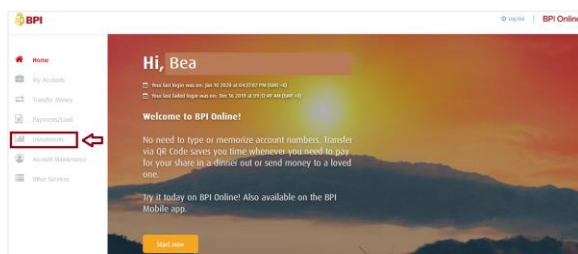
## STEP 1

Enter your username and password. Click Login.



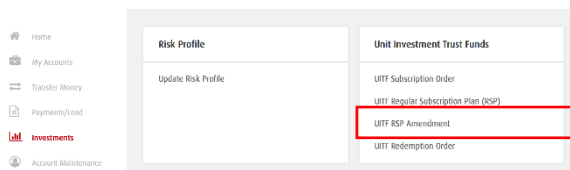
## STEP 2

Click Investments.



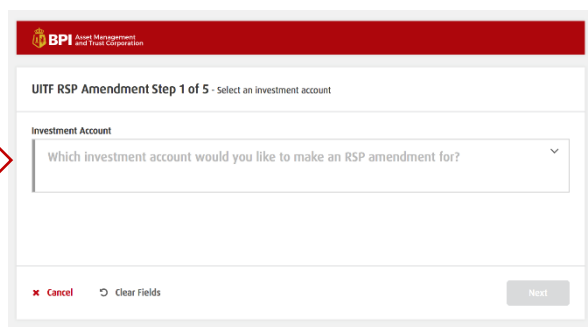
## STEP 3

Click UITF RSP Amendment.



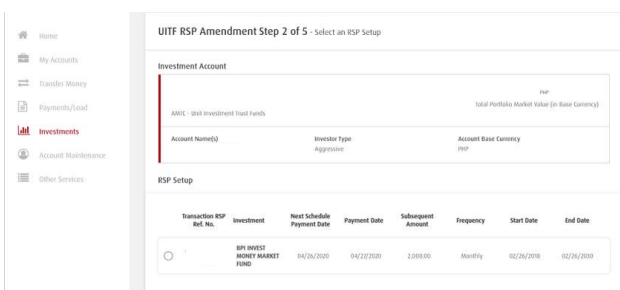
## STEP 4

Select your Investment Account Number.



## STEP 5

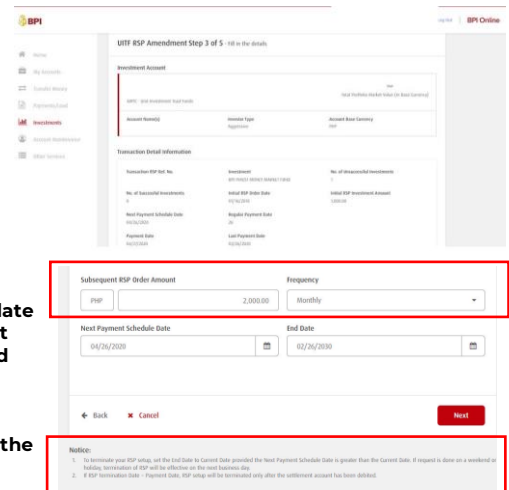
Select your Investment Fund and RSP Setup.



## STEP 6

Input your RSP Order details (amount, schedule, dates)

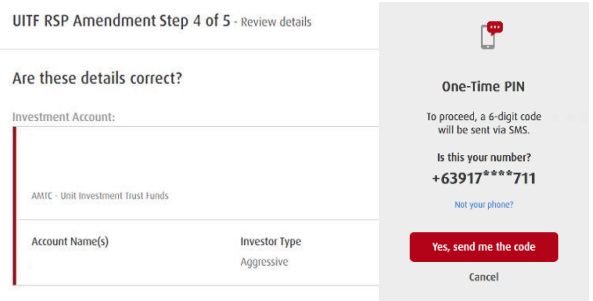
You may refer to our product list online for the minimum required amounts.



For RSP Termination: Set the end date to the current date provided the next payment schedule is greater than the current date.

## STEP 7

Confirm your Account and RSP Amendment details and input your One-Time PIN.



## STEP 8

Upon confirmation of your OTP, a confirmation page will appear. A confirmation email will also be sent stating your order has been placed.

